



AUG. 22 - SEPT. 1, 2025



2025

4-H PATTERN

BOOK

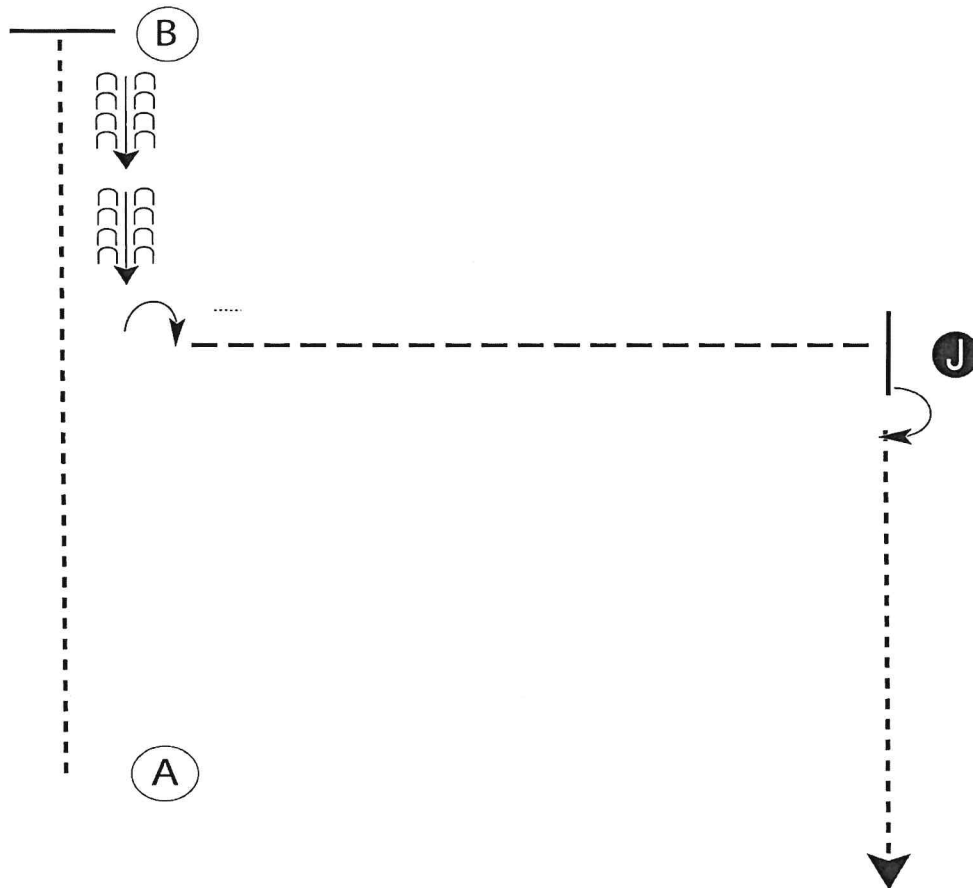
2025 CSF 4-H Championship Horse Show

Novice English Showmanship (8-18)

Show Date:

www.HorseShowPatterns.com

www.HorseShowPatterns.com



1. Begin at A. Walk to B and stop.
2. Back until even with judge.
3. Perform a 90 degree turn. Trot to judge.
4. Stop, set up, inspection.
5. When dismissed, perform a 90 degree turn.
6. Walk to the line up or follow the directions of the ring steward.

Walk -----
 Trot -----
 Back ←
 Marker (B)
 Judge (J)

[SWT-4]

Pattern Provided by:
Show Management

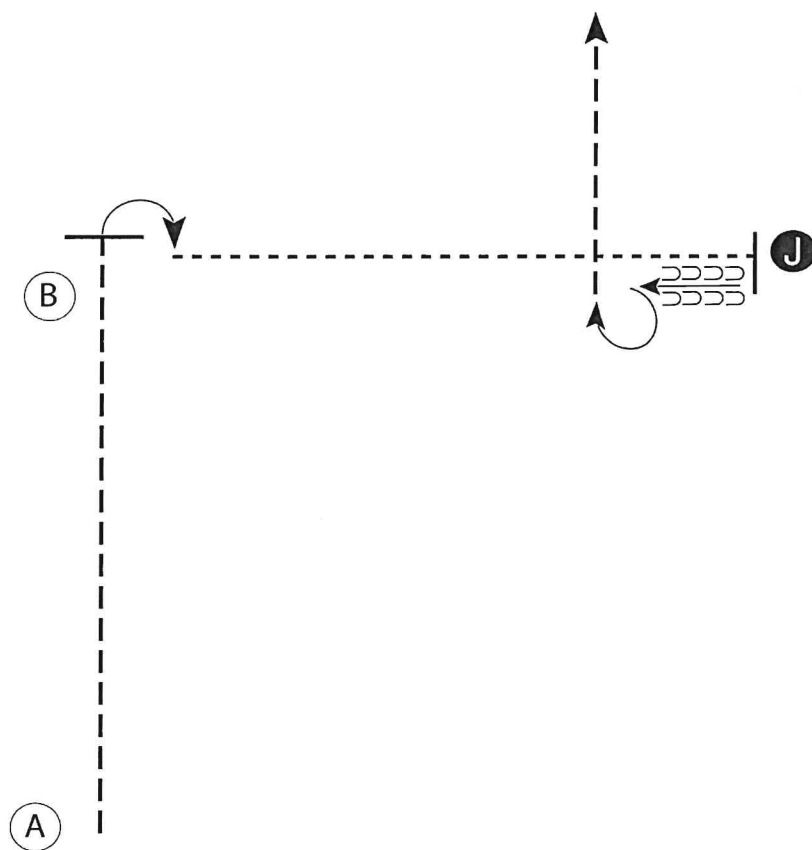
2025 CSF 4-H Championship Horse Show

Limited English Showmanship (8-13 & 14-18)

Show Date:

www.HorseShowPatterns.com

www.HorseShowPatterns.com



1. Begin at A. Trot from A past B
2. Stop and perform a 90 degree turn
3. Walk to the Judge, stop and set up for inspection
4. When dismissed back one horse length and perform a 270 degree turn
5. Trot to the line-up

Walk -----
Trot -----
Back ←-----
Marker (B)
Judge (J)

[S/1-14]

Pattern Provided by:
Show Management

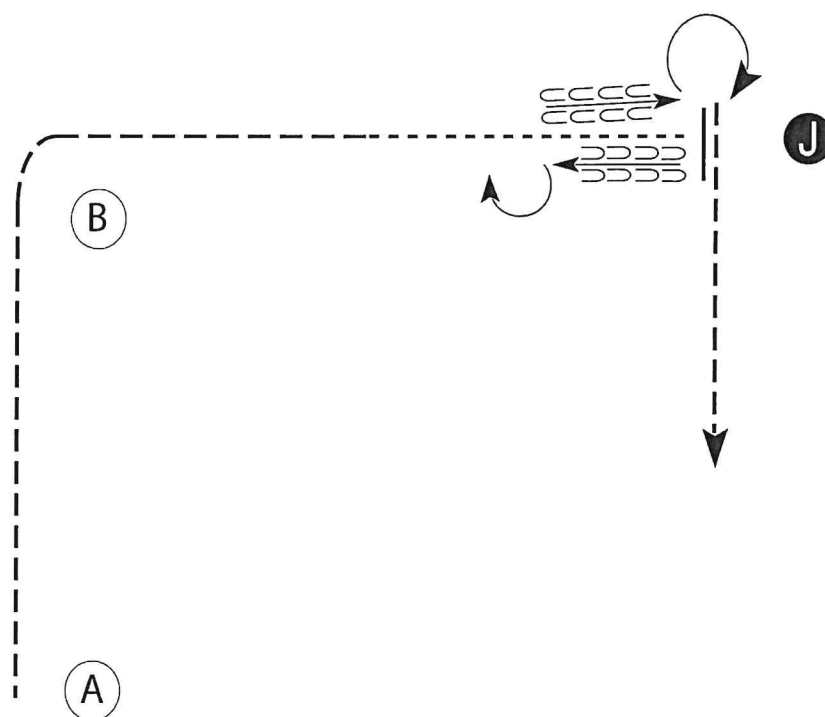
2025 CSF 4-H Championship Horse Show

Advanced English Showmanship (8-13 & 14-18)

Show Date:

www.HorseShowPatterns.com

www.HorseShowPatterns.com



Be ready at A.

1. Trot from A around B and half way to the Judge.
2. Break to the walk. Walk to the Judge.
3. Stop and back approximately one horse length.
4. Perform a 180 degree turn and back to the judge.
5. Set up for inspection.
6. When dismissed, perform a 270 degree turn and trot straight away from the Judge.

Follow the instructions of your ring steward.

Walk -----
 Trot -----
 Back ←-----
 Marker (B)
 Judge (J)

[S/3-33]

Pattern Provided by:
Show Management

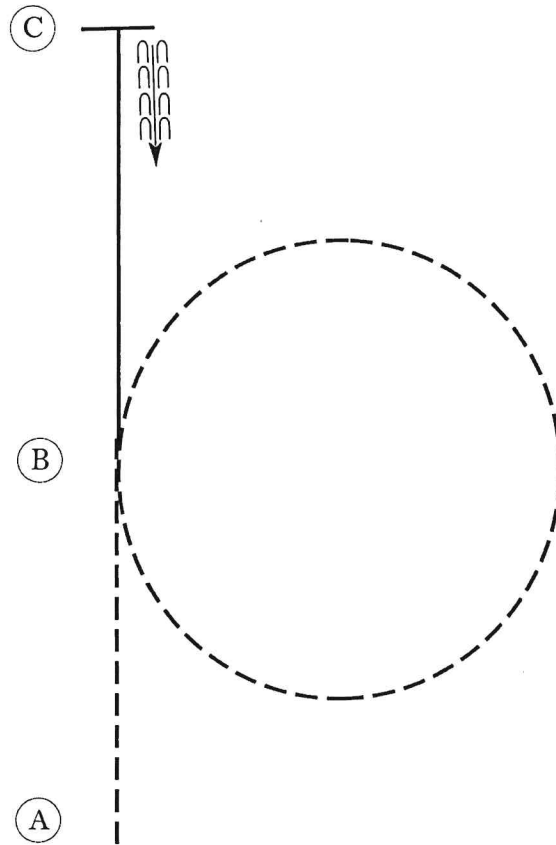
2025 CSF 4-H Championship Horse Show

Novice English Equitation (8-18)

Show Date:

www.HorseShowPatterns.com

www.HorseShowPatterns.com



Be ready before A.

1. Sitting trot A to B.
2. At B, posting trot circle to the right on proper diagonal.
3. At B, canter on the left lead to C.
4. Stop at C and back approximately one horse length.

Walk	-----
Trot	- - - - -
Extended Trot	=====
Canter	=====
Leg Yield	
Lead Change	↗ ↘
Back	← C C C C
Marker	(B)
Sidepass	← - - - - →
Hand Gallop	=====

[HSE/1-2]

Pattern Provided by:
Show Management

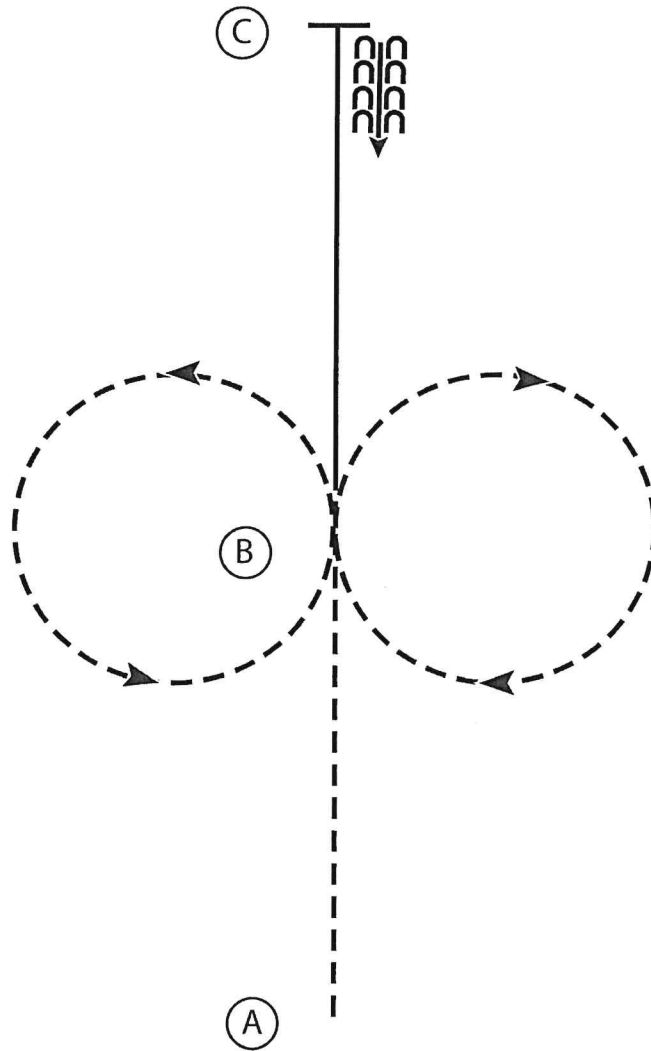
2025 CSF 4-H Championship Horse Show

Limited English Equitation (8-13 & 14-18)

Show Date:

www.HorseShowPatterns.com

www.HorseShowPatterns.com



1. Sitting trot A to B
2. At B posting trot circle to the right
3. At B posting trot circle to the left
4. At B canter on the left lead to C
5. At C stop and back 4 steps

Walk
Trot	- - - - -
Extended Trot	— — — — —
Canter	—————
Leg Yield	
Lead Change	
Back	
Marker	(B)
Sidepass	

[HSE/1-6]

Pattern Provided by:
Show Management

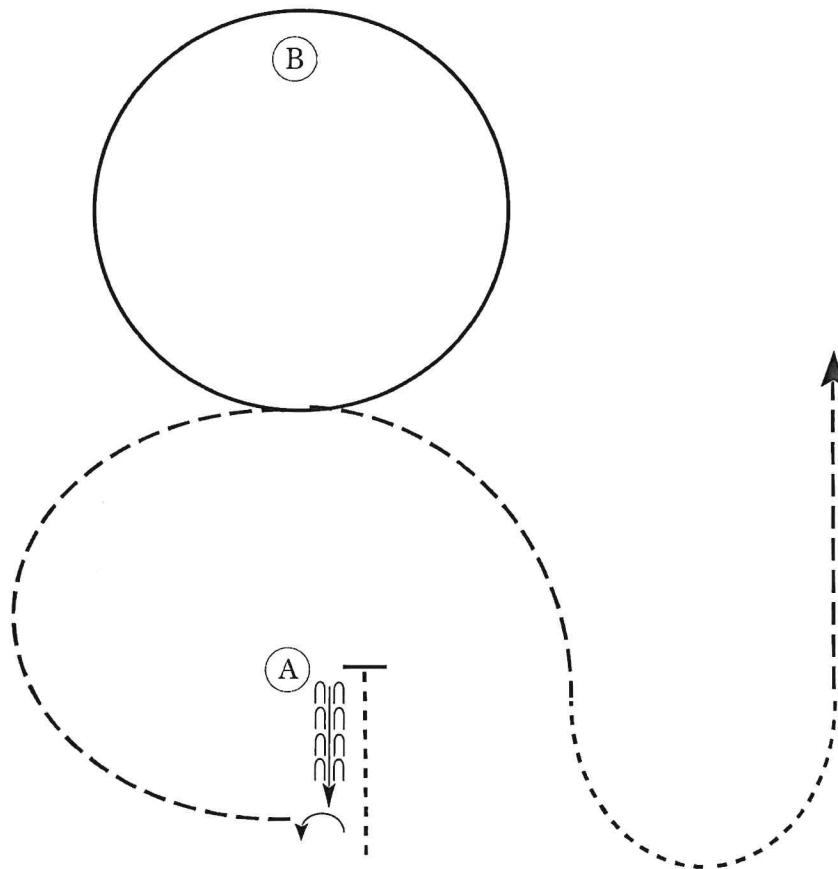
2025 CSF 4-H Championship Horse Show

Advanced English Equitation (8-13 & 14-18)

Show Date:

www.HorseShowPatterns.com

www.HorseShowPatterns.com



Be ready before A.

1. Walk to A. Back approximately one horse length the perform a 1/4 turn on the forehand left.
2. Posting trot on the left diagonal to center
3. Canter a circle around B on the left lead.
4. Break to a sitting trot in center and trot until even with A.
5. Walk a half circle.
6. Posting trot on the right diagonal to exit.

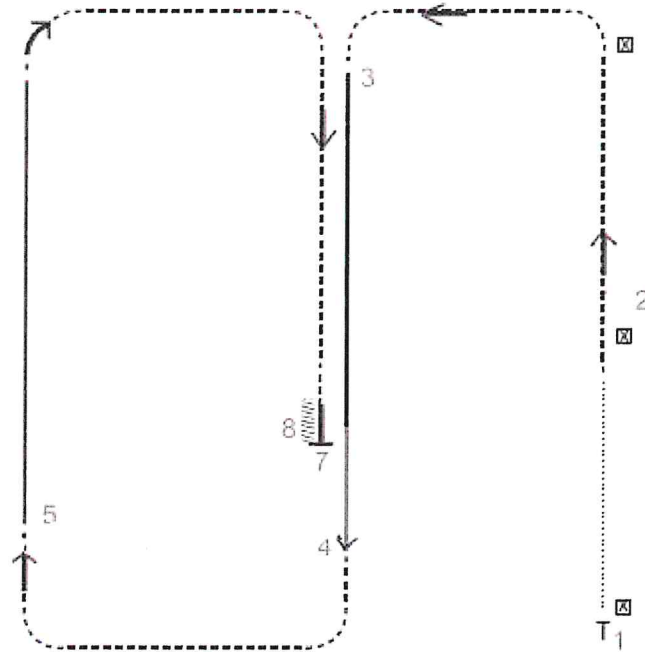
Follow the instructions of your ring steward.

Walk	-----
Trot	- - - - -
Extended Trot	=====
Canter	=====
Leg Yield	
Lead Change	///
Back	← u u u u
Marker	(B)
Sidepass	← - - - - →
Hand Gallop	=====

[HSE/1-72]

Pattern Provided by:
Show Management

475. Pattern A – Level I English Control **Novice**

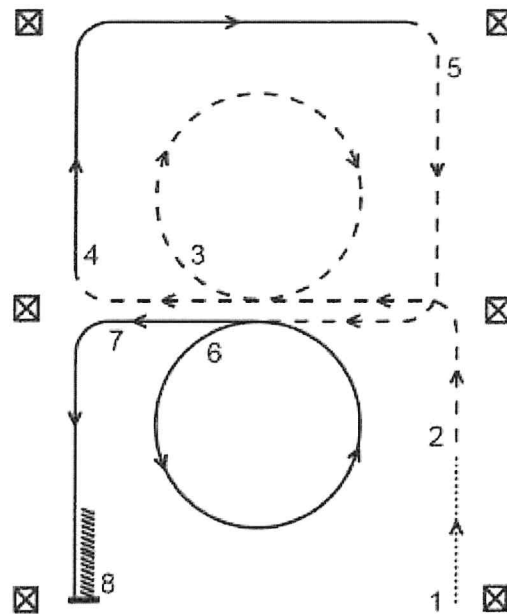


Walk: Canter: _____
 Back: /////////////// Trot: - - - - -

1. Walk.
2. Trot on the right diagonal.
3. Canter down center on the left lead.
4. Sitting Trot.
5. Canter on the right lead.
6. Posting trot on the left diagonal down the center.
7. Halt.
8. Back three steps.

Leave the arena on a loose rein at the free walk.

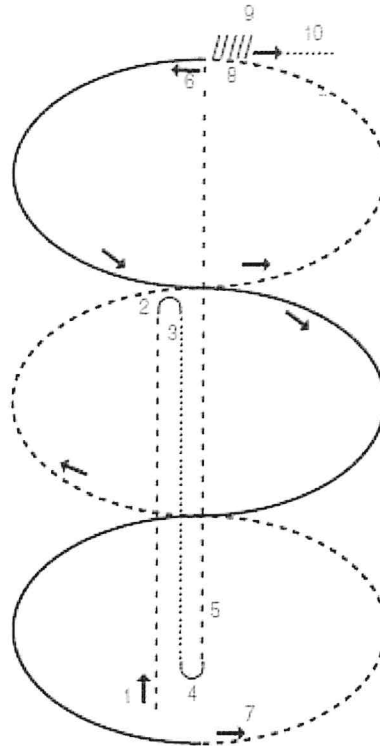
478. Pattern D – Level II English Control **LIMITED** (8-13/14-18)



Walk: Canter: _____
 Back: /////////////// Trot: - - - - -

1. Normal walk.
2. Rising trot halfway between cones.
3. Change diagonals then circle right, rising trot.
4. Canter right lead.
5. Sitting trot.
6. Canter left lead, circle left.
7. Continue canter left lead.
8. Halt and back one horse length.

Leave arena on a loose rein at the free walk.



Walk: Canter: _____
Back: /////////////// Trot: - - - - -

1. Sitting trot.
2. Halt, half turn (180 degrees) right on haunches.
3. Normal walk.
4. Halt, half turn (180 degrees) left on haunches.
5. Lengthen trot rising.
6. Canter serpentine with appropriate changes of lead, simple or flying.
7. Rising trot serpentine with change of diagonals.
8. Halt.
9. Back.
10. Leave arena on a loose rein at the free walk.

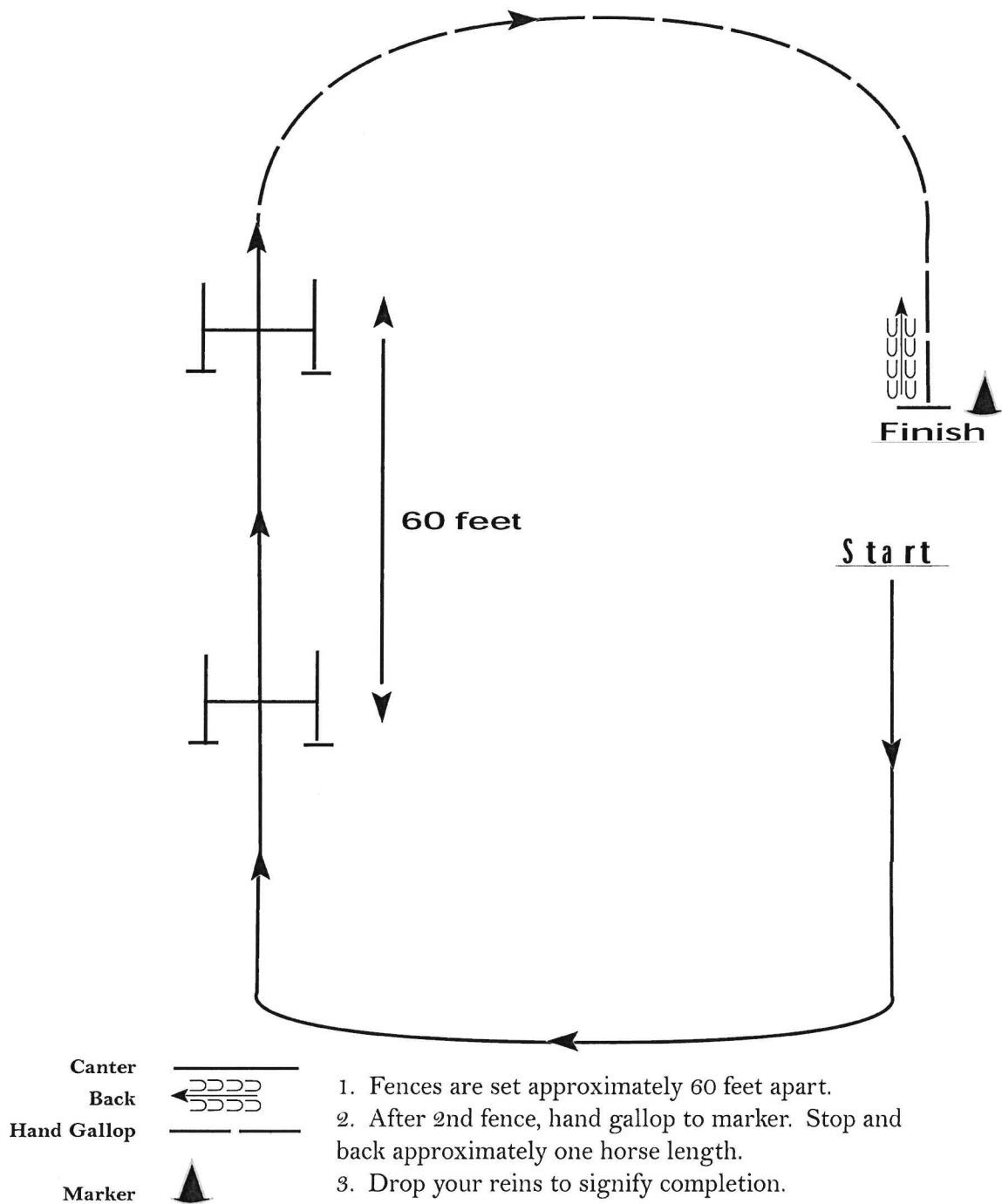
2025 CSF 4-H Championship Horse Show

Advanced Hunter Hack (8-13 & 14-18)

Show Date:

www.HorseShowPatterns.com

www.HorseShowPatterns.com



[HH/60-2]

Pattern Provided by:
Show Management

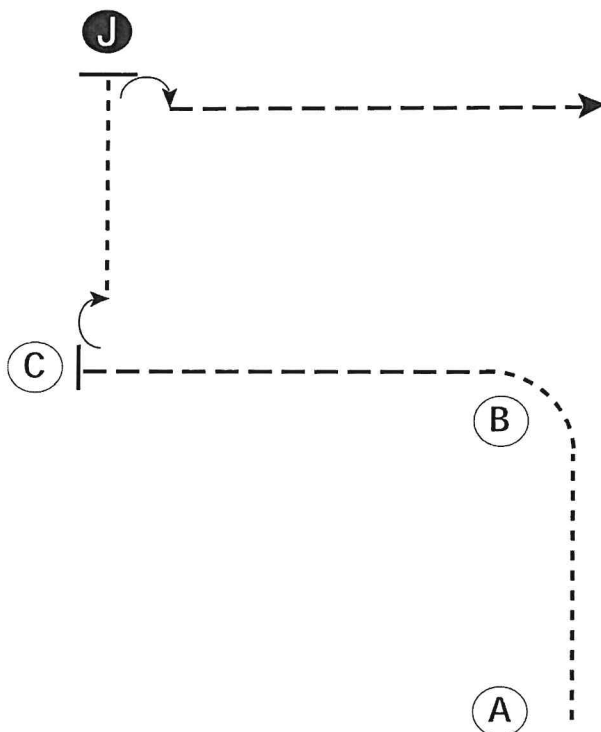
2025 CSF 4-H Championship Horse Show

Novice Western Showmanship (8-18)

Show Date:


www.HorseShowPatterns.com

www.HorseShowPatterns.com



Be ready at A.

1. Walk from A to B.
2. Trot from B to C.
3. Stop at C and perform a 90 degree turn.
4. Walk to the judge.
5. Stop and set up for inspection.
6. When dismissed, perform a 90 degree turn.
7. Trot away from judge.
8. Follow the instructions of your ring steward.

Walk - - - - -
Trot - - - - -
Back ← 
Marker (B)
Judge (J)

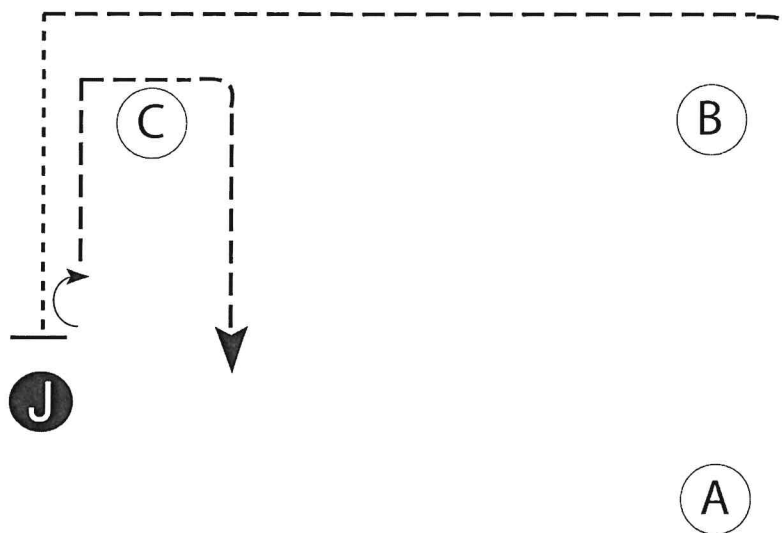
[S/WT-17]

Pattern Provided by:
Show Management

2025 CSF 4-H Championship Horse Show

Limited Western Showmanship (8-13 & 14-18)

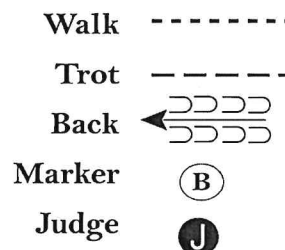
Show Date:



Be ready at A.

1. Trot from A, around B and past C.
2. Break to a walk when past C.
3. Walk to the judge, stop and set up for inspection.
4. When dismissed, perform a 180 degree turn and trot around C to the exit.

Follow the instructions of your ring steward.




[S/1-50]

Pattern Provided by:
Show Management

www.HorseShowPatterns.com

www.HorseShowPatterns.com

- Walk** -----
Trot -----
Back ← 
Marker (B)
Judge (J)

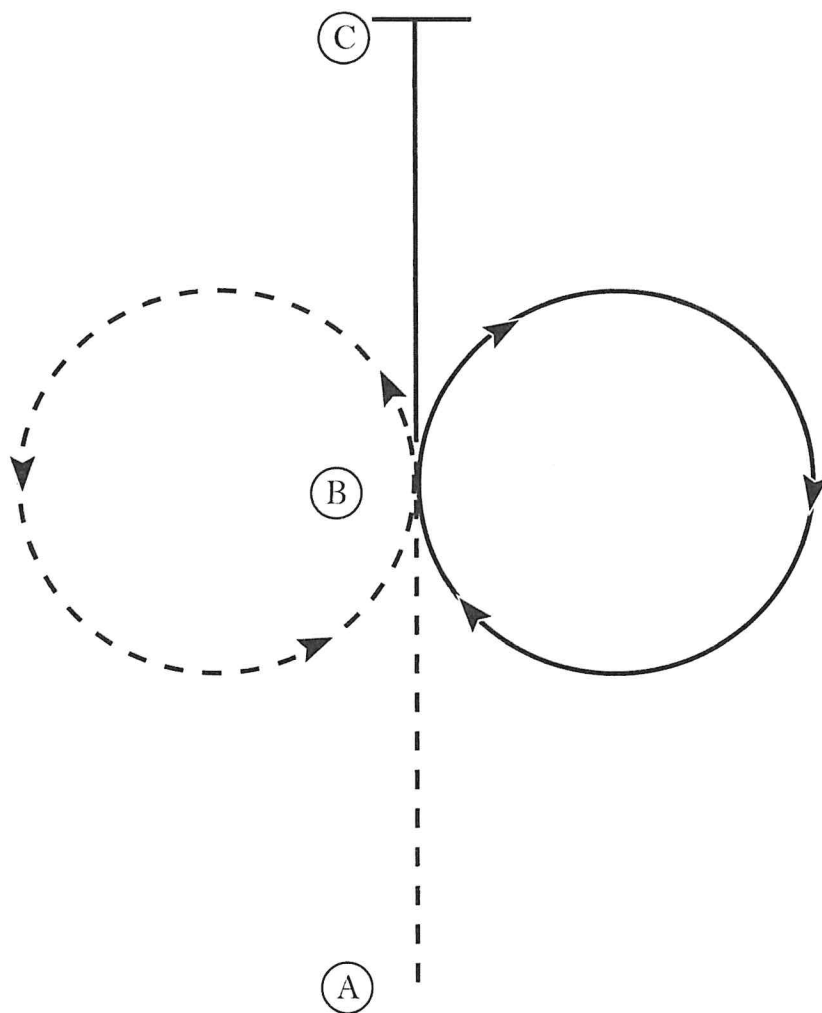
©2025 HorseShowPatterns.com. All Rights Reserved.

2025 CSF 4-H Championship Horse Show

Novice Western Horsemanship (8-18)

Show Date:

1. Jog A to B
2. At B jog a circle to the left
3. At B lope a circle to the right on the right lead
4. Continue the lope to C
5. At C stop



Walk
Jog	-----
Extended Jog	-----
Lope	=====
Leg Yield	
Lead Change	↗↘
Back	←←←←←
Marker	(B)
Sidepass	←---←

[WH/1-9]

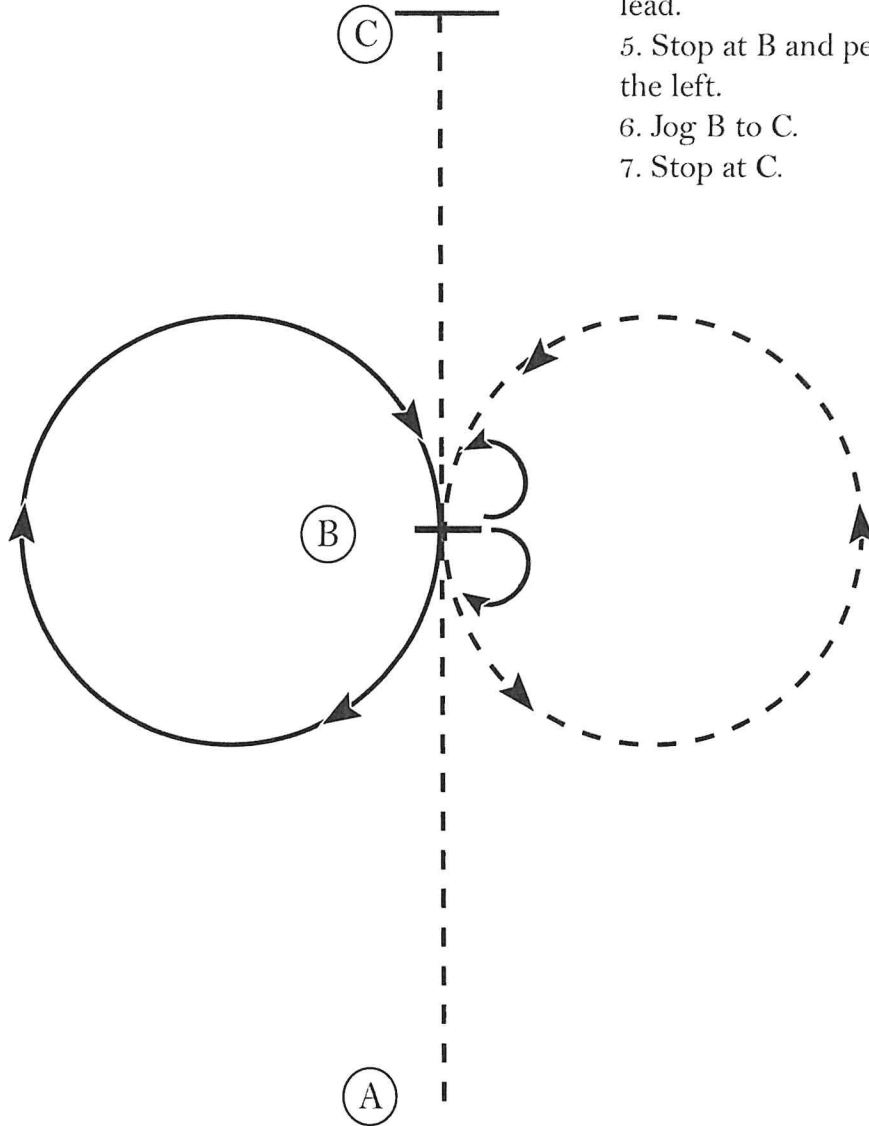
Pattern Provided by:
Show Management

2025 CSF 4-H Championship Horse Show

Limited Western Horsemanship (8-13 & 14-18)

Show Date:

1. Jog A to B.
2. Stop at B and perform a 180 degree turn to the right on the hindquarters.
3. Jog a circle to the left.
4. At B lope a circle to the right on the right lead.
5. Stop at B and perform a 180 degree turn to the left.
6. Jog B to C.
7. Stop at C.



Walk
Jog	-----
Extended Jog	-----
Lope	—————
Leg Yield	
Lead Change	
Back	
Marker	(B)
Sidepass	

[WH/1-10]

Pattern Provided by:
Show Management

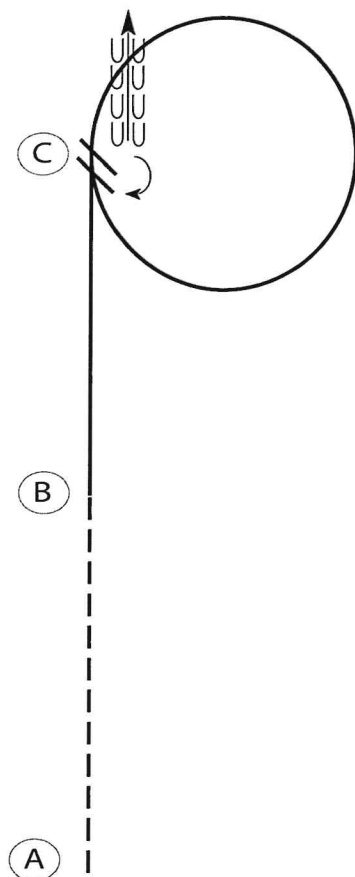
2025 CSF 4-H Championship Horse Show

Advanced Western Horsemanship (8-13 & 14-18)

Show Date:

www.HorseShowPatterns.com

www.HorseShowPatterns.com



Be ready at A.

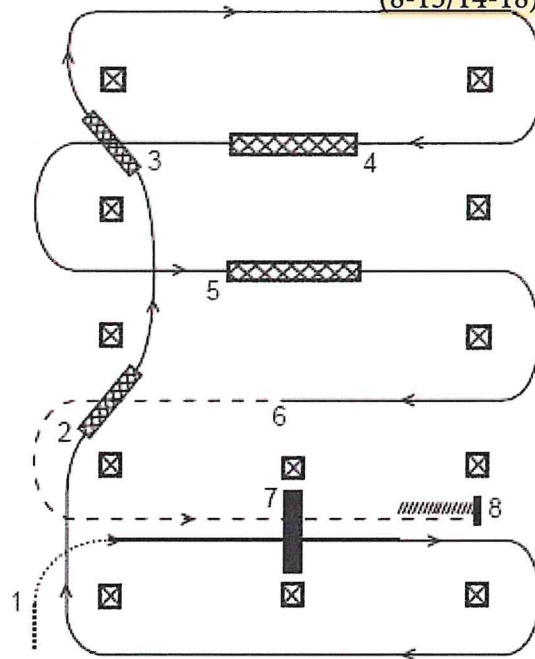
1. Jog from A to B.
2. Lope on the left lead to C.
3. At C, change leads and lope a circle to the right
4. Even with C, stop and do a 180 degree turn to the right.
5. Back one horse length
6. Retire to the rail or line up at a jog.

Walk	-----
Jog	-----
Extended Jog	-----
Lope	=====
Leg Yield	
Lead Change	↗↘
Back	←←←←←
Marker	(B)
Sidepass	←-----→

[WH/3-19]

Pattern Provided by:
Show Management

127. Pattern C – Level I Western Riding **LIMITED**
(8-13/14-18)



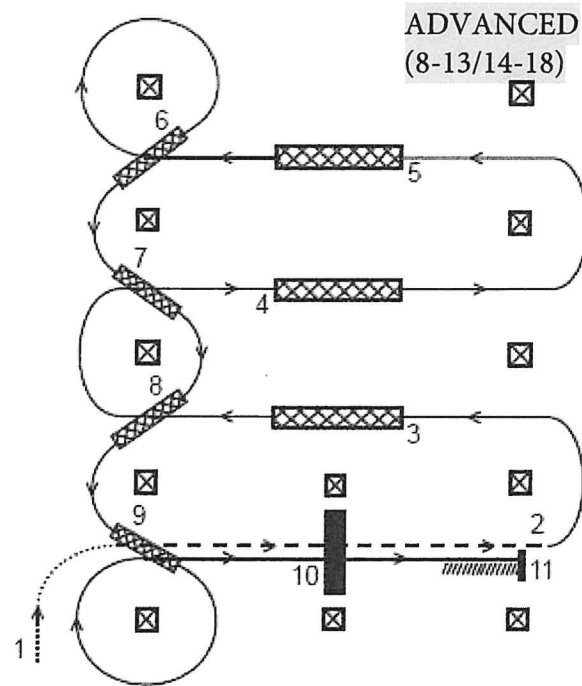
Walk: Lope: _____
Back: //////////////// Jog: - - - - -
Lead Changing Area: xxxxxxxx

Simple lead changes are required, flying changes to be penalized. See rules 118 and 124.B.8.

1. Walk, transition to lope, lope over log.
2. First line change.
3. Second line change.
4. First crossing change.
5. Second crossing change.
6. Transition to jog.
7. Jog over log.
8. Stop and back.

This pattern could be used for level 1 when choosing Western Riding Pattern Number 4.

132. Pattern 2 – Level III and IV Western Riding



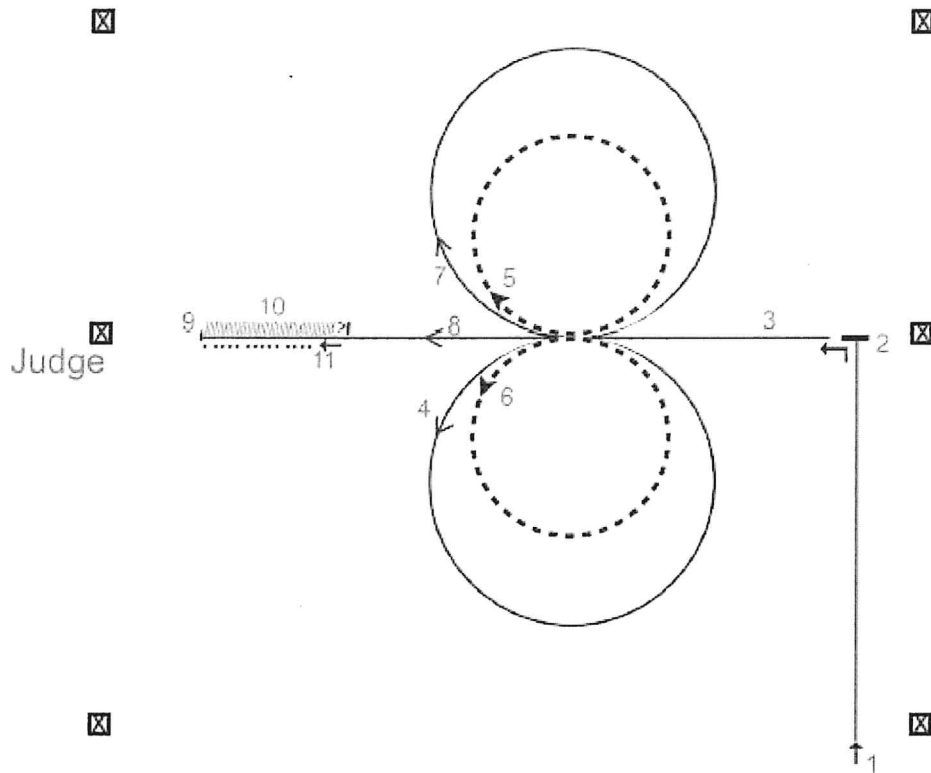
Walk: Lope: _____
 Back: // Jog: - - - - -
 Lead Changing Area: XXXXXXXXX

Flying lead changes are required, simple lead changes to be penalized. See rules 118 and 124.B.9.

1. Walk, transition to jog, jog over log.
2. Transition to lope.
3. First crossing change.
4. Second crossing change.
5. Third crossing change
6. Circle and first line change.
7. Second line change.
8. Third line change.
9. Fourth line change and circle.
10. Lope over log.
11. Stop and back.

Reining Level 2 Pattern D

LIMITED
(8-13/14-18)



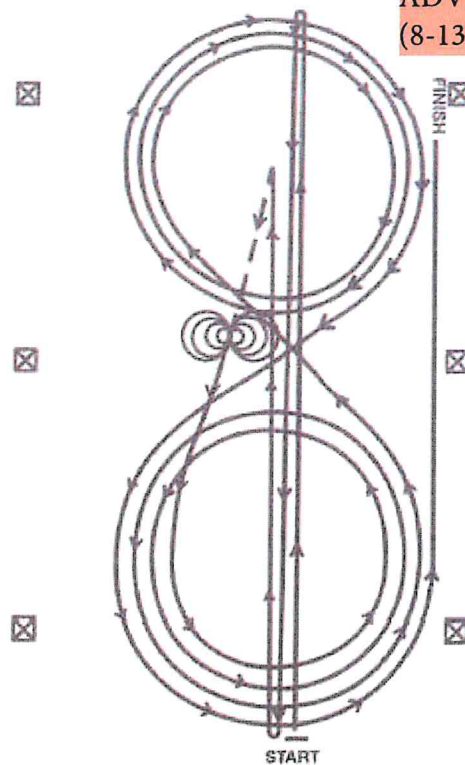
Walk: Lope: _____
Back: //////////////// Jog: - - - - -

Proper execution of this pattern requires Level II Advancement skills. All stops are balanced.

1. Lope in a straight line at least 20' from fence.
2. Stop at center marker. Do 90° left hindquarter turn. Hesitate.
- 3-4. Pick up left lead and lope a large circle left at moderate speed.
- 5-6. At center, drop to a jog and do a small Figure 8, circle right first.
7. At center pick up right lead and lope a large circle right at moderate speed.
8. Continue straight 10'.
9. Stop.
10. Back.
11. Walk to Judge for Inspection.

177. Pattern 1 – Level III and IV Reining (NRHA Pattern 1)

ADVANCED
(8-13/14-18)



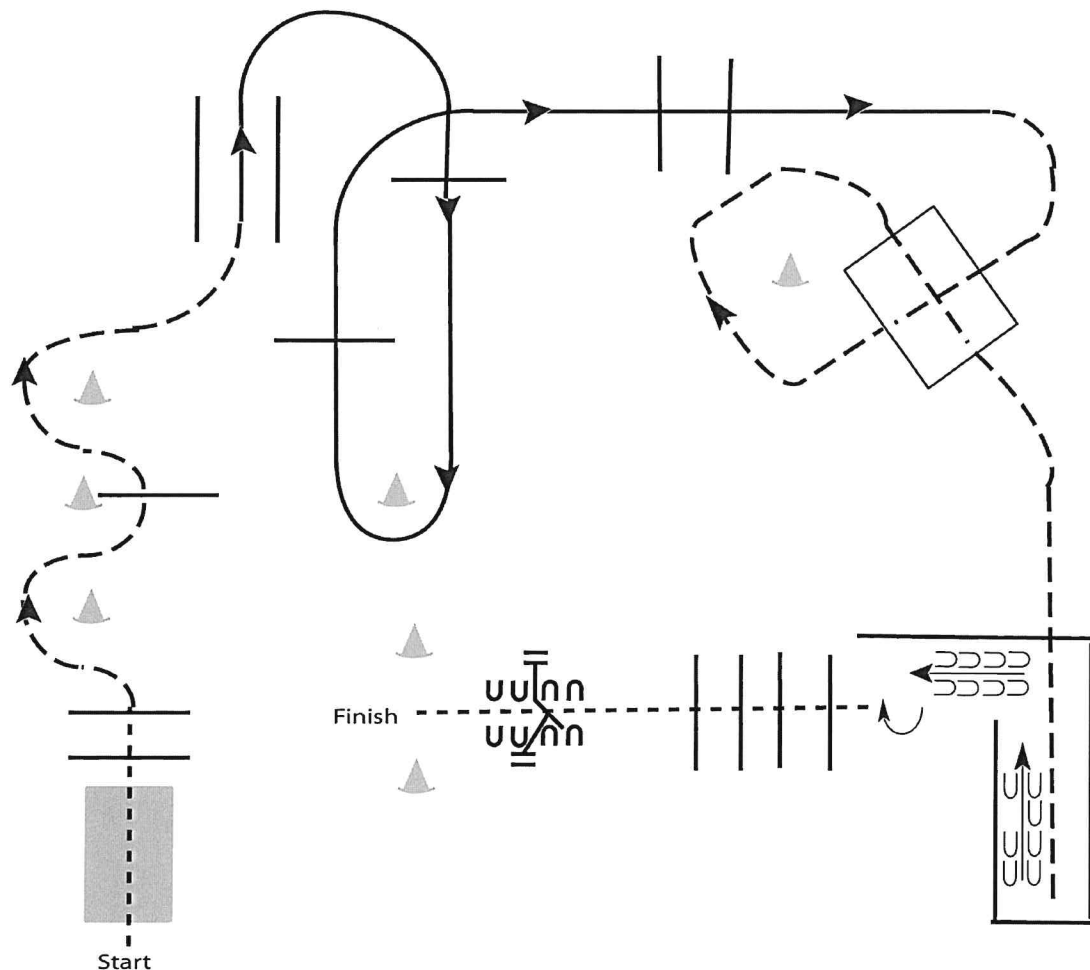
1. Run at speed to the far end of the arena past the end marker and do a left rollback – no hesitation.
2. Run to the opposite end of the arena past the end market and do a right rollback – no hesitation.
3. Run past the center mark and do a sliding stop. Back up to center of the arena or at least ten feet. Hesitate.
4. Complete four spins to the right. Hesitate.
5. Complete four and one-quarter spins to the left so that horse is facing left wall or fence. Hesitate.
6. Beginning on the left lead, complete three circles to the left; the first circle large and fast; the second circle small and slow; the third circle large and fast. Change leads at the center of the arena.
7. Complete three circles to the right; the first circle large and fast; the second circle small and slow; the third circle large and fast. Change leads at the center of the arena.
8. Begin a large fast circle to the left but do not close this circle. Run straight up the right side of the arena past the center marker and do a sliding stop at least twenty feet from the wall or fence. Hesitate to demonstrate the completion of the pattern.

Rider must drop bridle to the designated judge.

2025 CSF 4-H Championship Horse Show

Western Trail (All Divisions All Ages)

Show Date:



Begin at Start.

1. Walk over bridge and over poles.
2. Jog through serpentine and over pole.
3. Lope on the right lead over poles.
4. Jog through box and into chute.
5. Back the L.
6. Turn 180 degrees and walk over elevated poles.
7. Work gate with left hand.

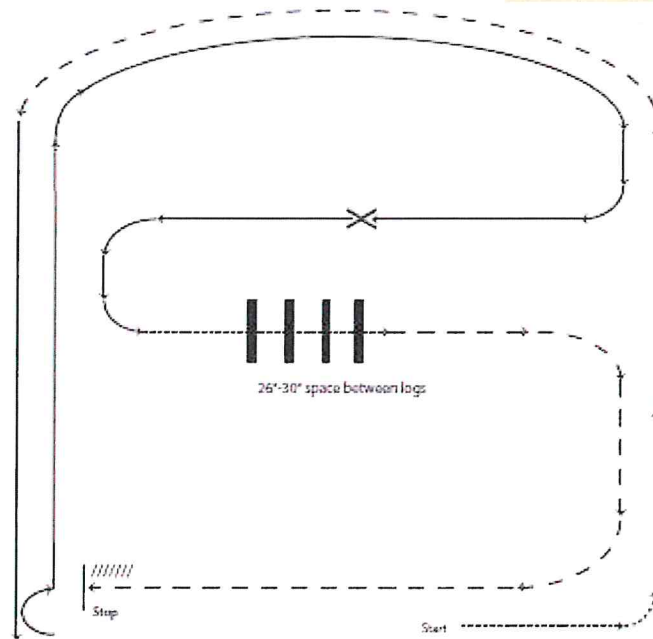
Walk	-----
Jog	- - - - -
Extended Jog	- - - - -
Lope	=====
Leg Yield	
Lead Change	///
Back	←←←
Marker	(B)
Sidepass	←←←

[T/2-7]

Pattern Provided by:

358. Pattern B – Level I and II Ranch Riding

LIMITED
8-13/14-18)

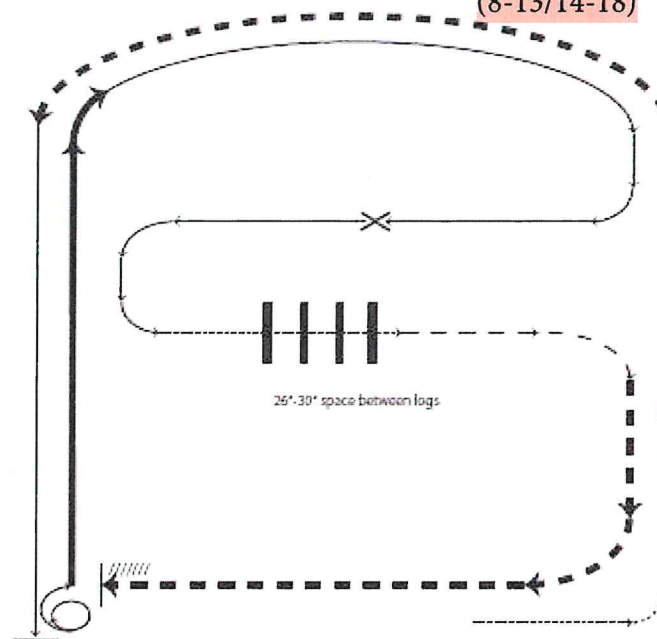


X Lead Change
 • • Walk
 — Trot
 — Lope
 // Back

1. Walk
2. Trot
3. Left lead lope
4. Stop, 1/2 turn right
5. Lope right lead
6. Simple lead change
7. Walk
8. Walk over logs
9. Trot
10. Stop and back

363. Pattern 2 – Ranch Riding

ADVANCED
(8-13/14-18)



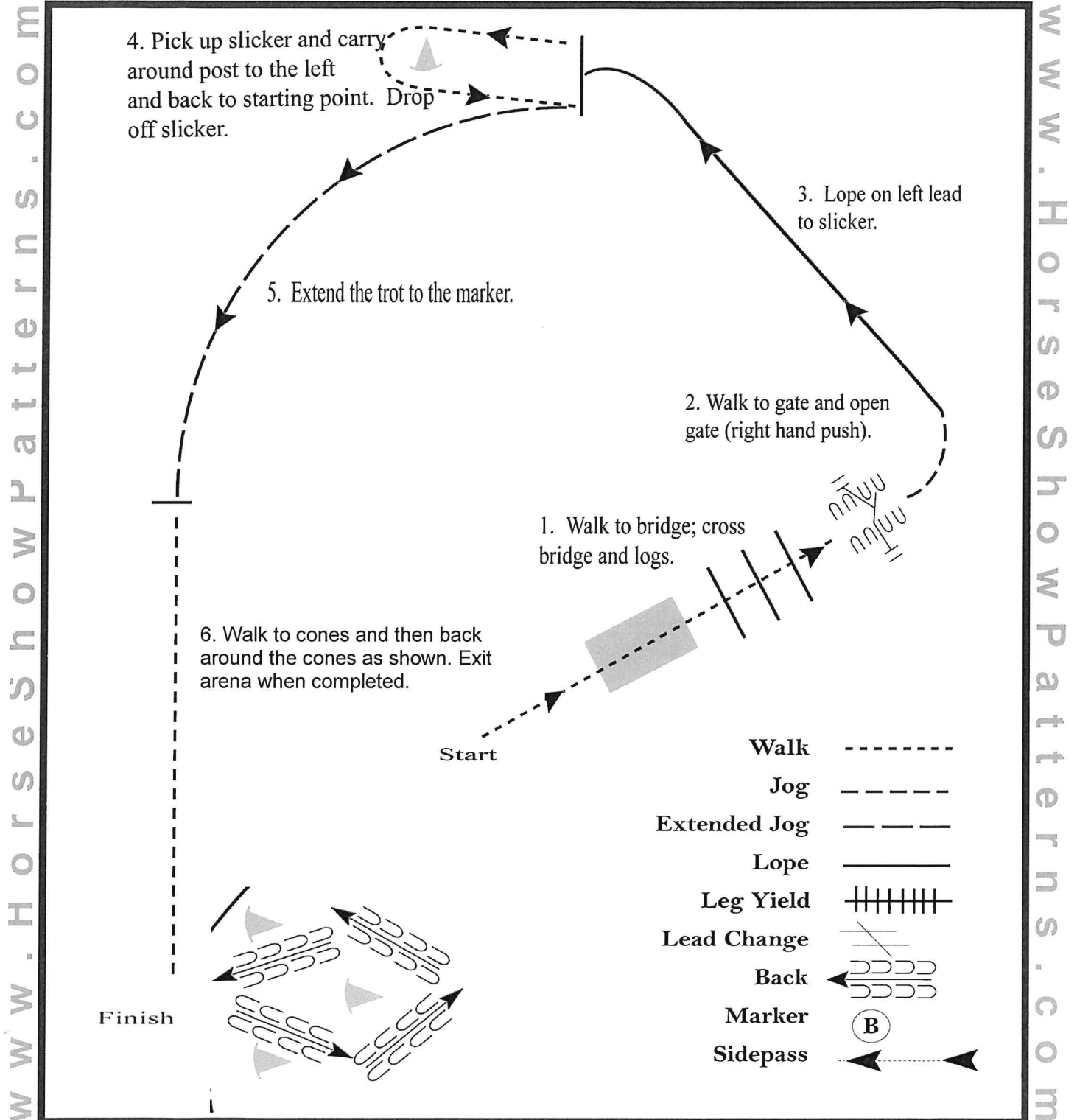
- X Lead Change
- Walk
- Trot
- Ext Trot
- Lope
- Ext Lope
- //// Back

1. Walk
2. Trot
3. Extended trot
4. Left lead lope
5. Stop, 1 1/2 turn right
6. Extended lope
7. Collect to working lope right lead
8. Change leads (simple or flying)
9. Walk
10. Walk over logs
11. Trot
12. Extended trot
13. Stop and back

2025 CSF 4-H Championship Horse Show

Ranch Horse Trail (All Divisions All Ages)

Show Date:



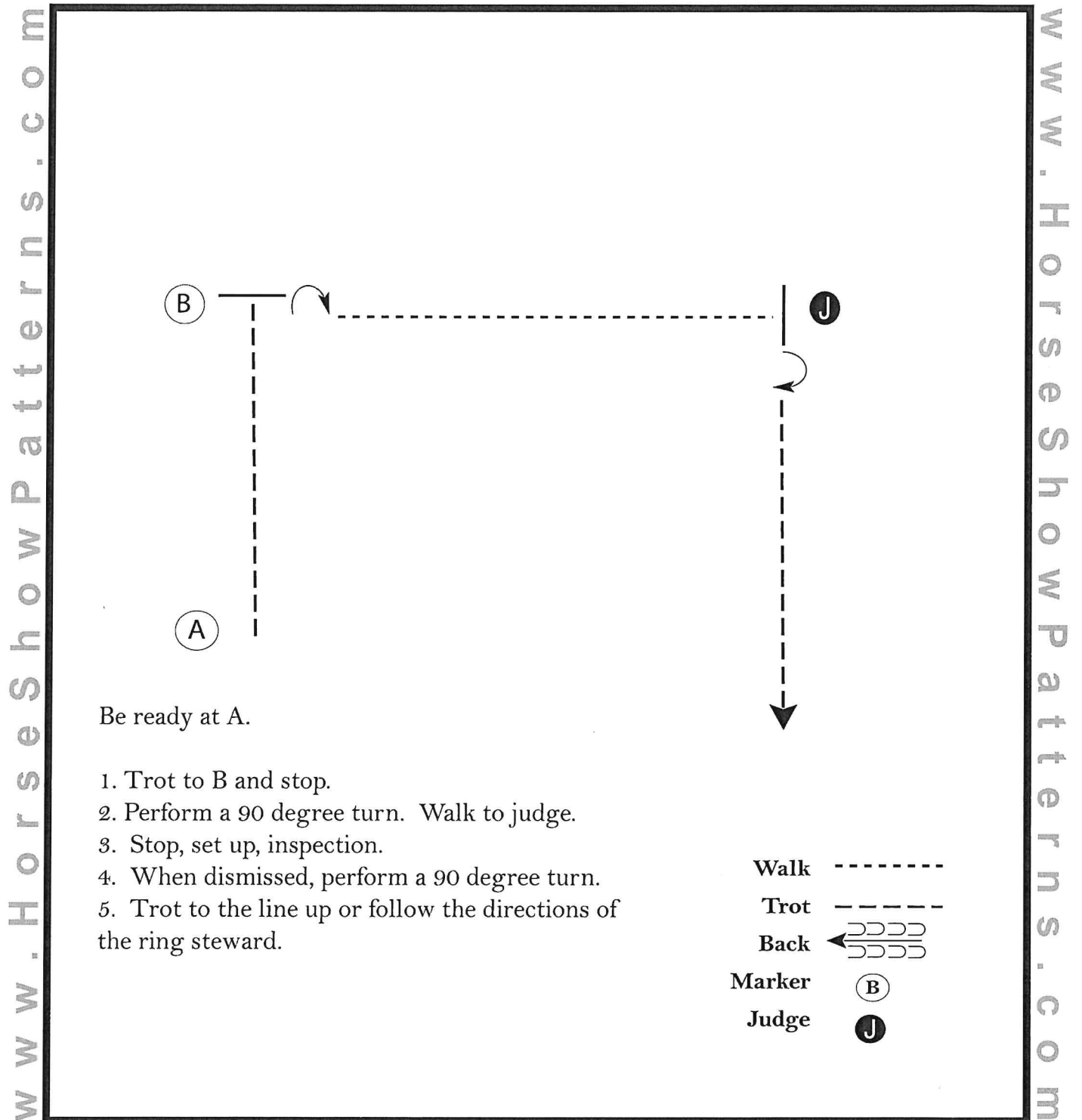
[RT/3]

Pattern Provided by:
Show Management

2025 CSF 4-H Miniature Horse Show

Junior Showmanship

Show Date: 08-24-2025



[S/WT-29]

Pattern Provided by:
Show Management

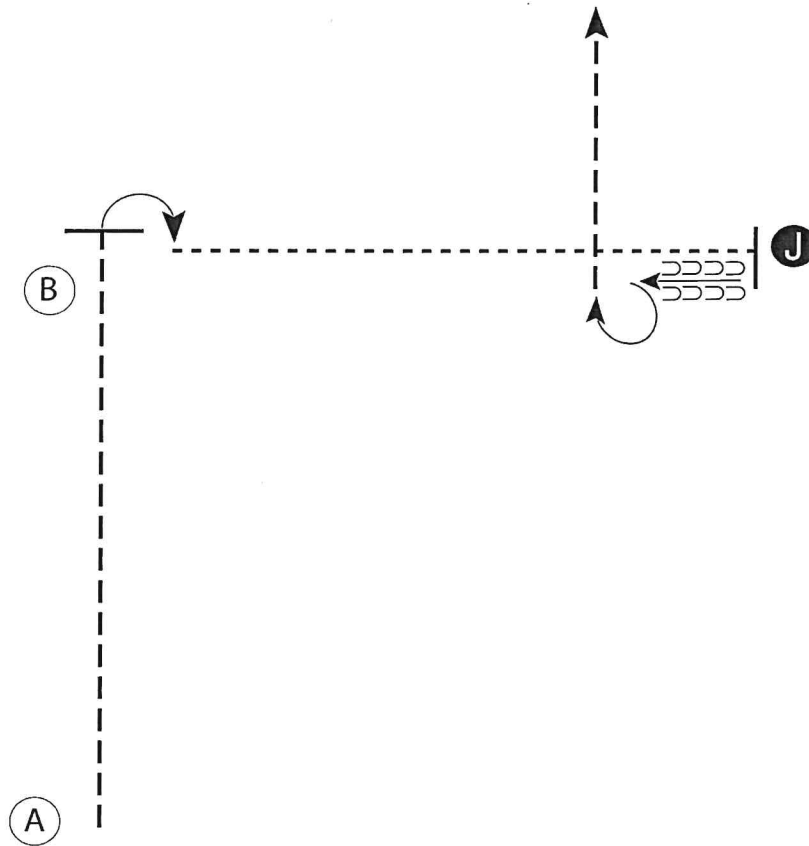
2025 CSF 4-H Miniature Horse Show

Intermediate Showmanship

Show Date: 08-24-2025

www.HorseShowPatterns.com

www.HorseShowPatterns.com



1. Begin at A. Trot from A past B
2. Stop and perform a 90 degree turn
3. Walk to the Judge, stop and set up for inspection
4. When dismissed back one horse length and perform a 270 degree turn
5. Trot to the line-up

Walk -----
 Trot -----
 Back ← ← ←
 Marker (B)
 Judge (J)

[S/1-14]

Pattern Provided by:
Show Management

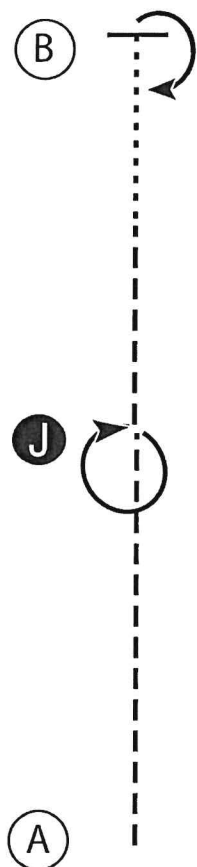
2025 CSF 4-H Miniature Horse Show

Senior Showmanship

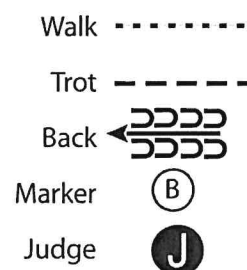
Show Date: 08-24-2025

www.HorseShowPatterns.com

www.HorseShowPatterns.com



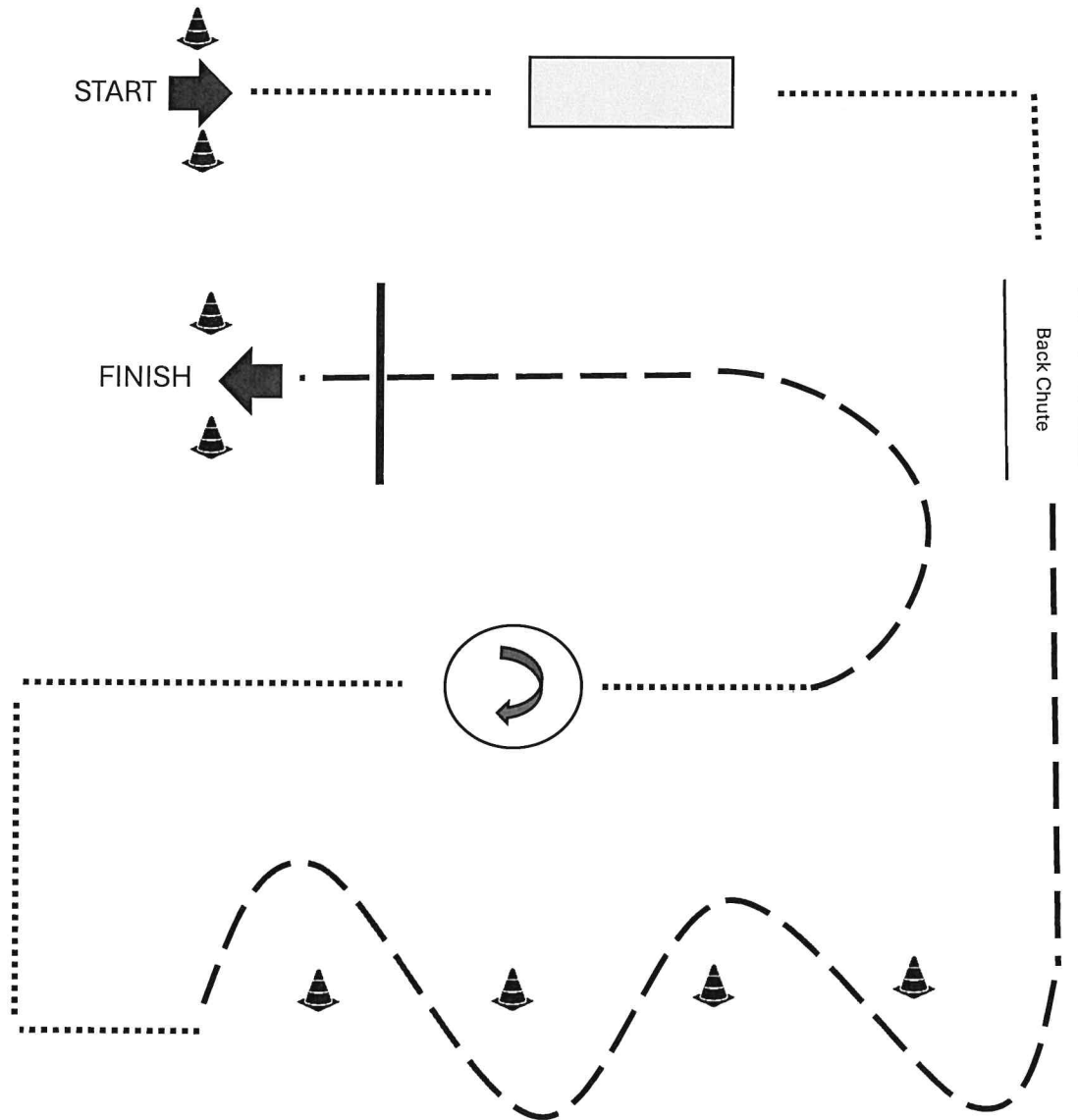
1. Trot from A to Judge.
2. Stop, perform a 360 degree turn and set up for inspection.
3. When dismissed trot half way to B, break to the walk and walk to B.
4. Stop at B, perform a 180 degree turn, and wait for instructions from the ring steward.



[S/1-9]

Pattern Provided by:
Show Management

2025 Colorado State Fair
4-H Miniature Horse Championship Show
Halter Obstacle
Junior



1. Walk over bridge.
2. Walk up to chute, stop, turn/pivot and then back through the chute.
3. Trot and serpentine through the cones.
4. Walk to the hula hoop and place hind legs in the hula hoop. Perform 360 pivot to the right. Walk out of hula hoop.
5. Beginning trotting after hula hoop and trot over evaluated pole and through the finish cones.

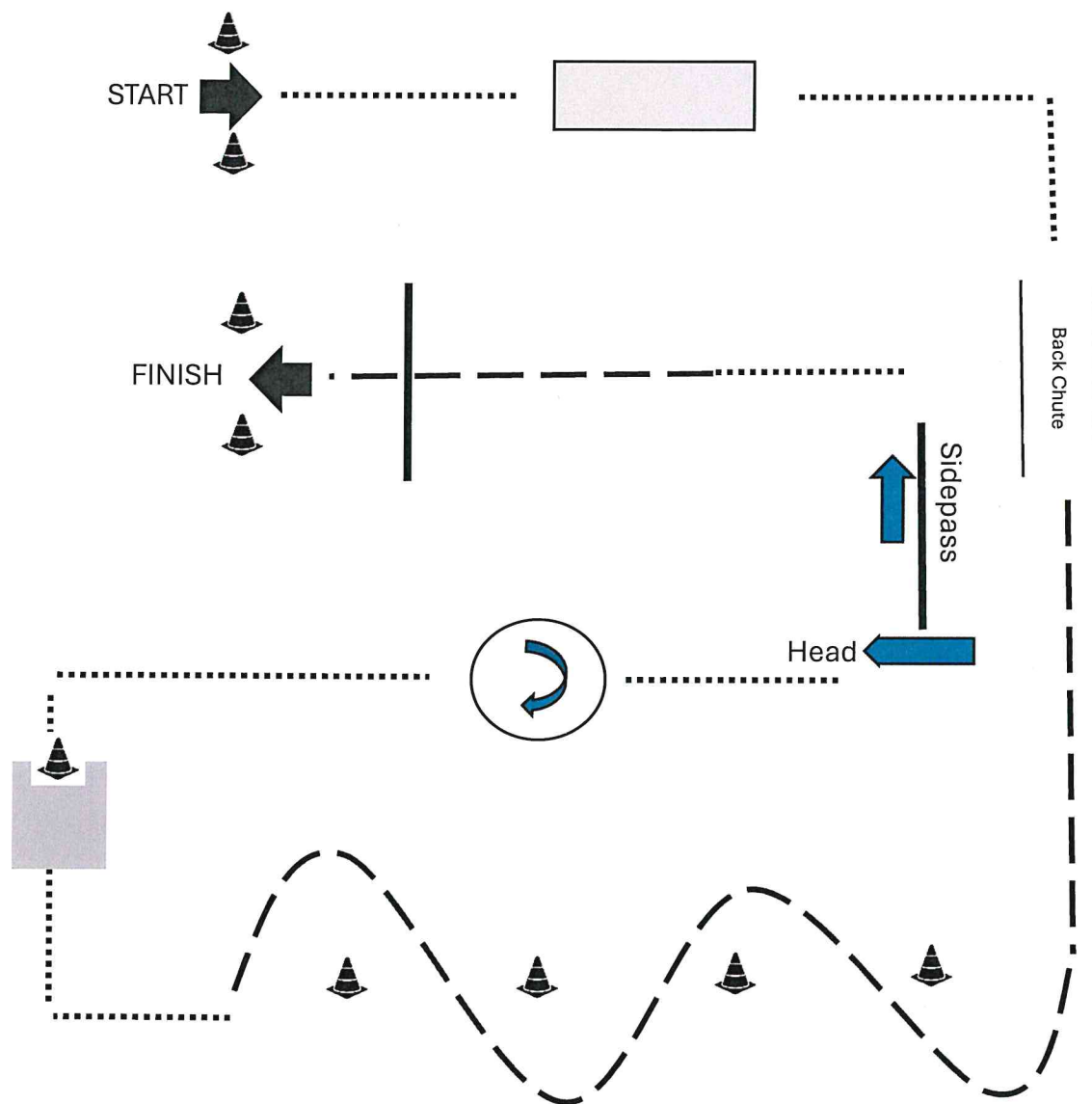
Key

Walk=

Trot= — — — — —

Back= —————>

2025 Colorado State Fair
4-H Miniature Horse Championship Show
Halter Obstacle
Intermediate & Senior



1. Walk over bridge
2. Walk up to chute, stop, turn/pivot and then turn to back through the chute.
3. Trot and serpentine through the cones.
4. Walk into the box and behind the cone. Drop your leadrope for a ground tie. Walk either direction around the entire box back to the cone.
5. Walk to the hula hoop and place hind legs in the hula hoop. Perform 360 pivot to the right. Walk out of hula hoop.
6. Walk to the sidepass pole and turn to sidepass over the pole with your horse moving to the right.
7. Trot over evaluated pole and through the finish cones.

Key

Walk=

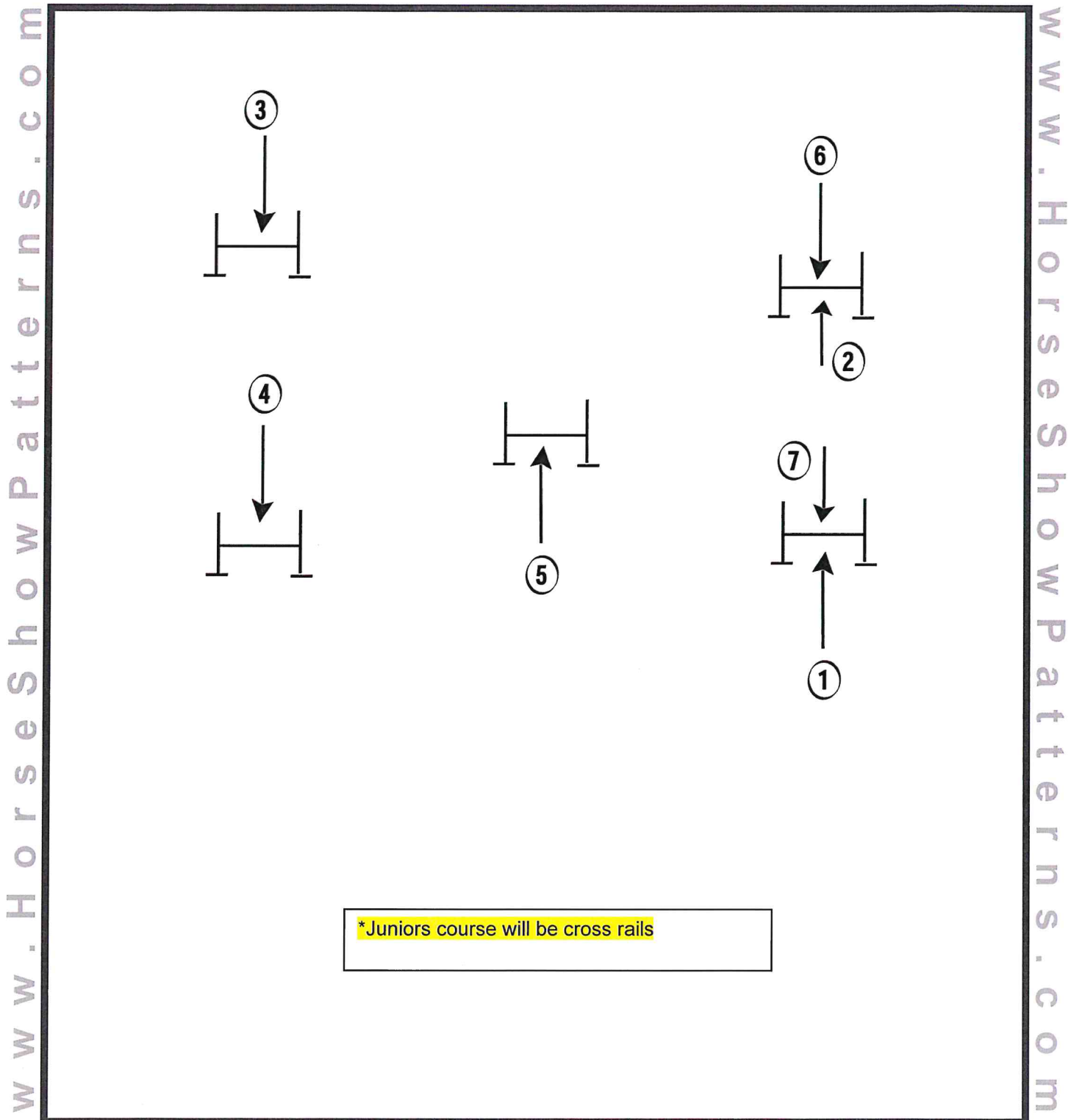
Trot= — — — — —

Back= —————>

2025 CSF 4-H Miniature Horse Show

Hunter (All Age Divisions)

Show Date: 08-24-2025



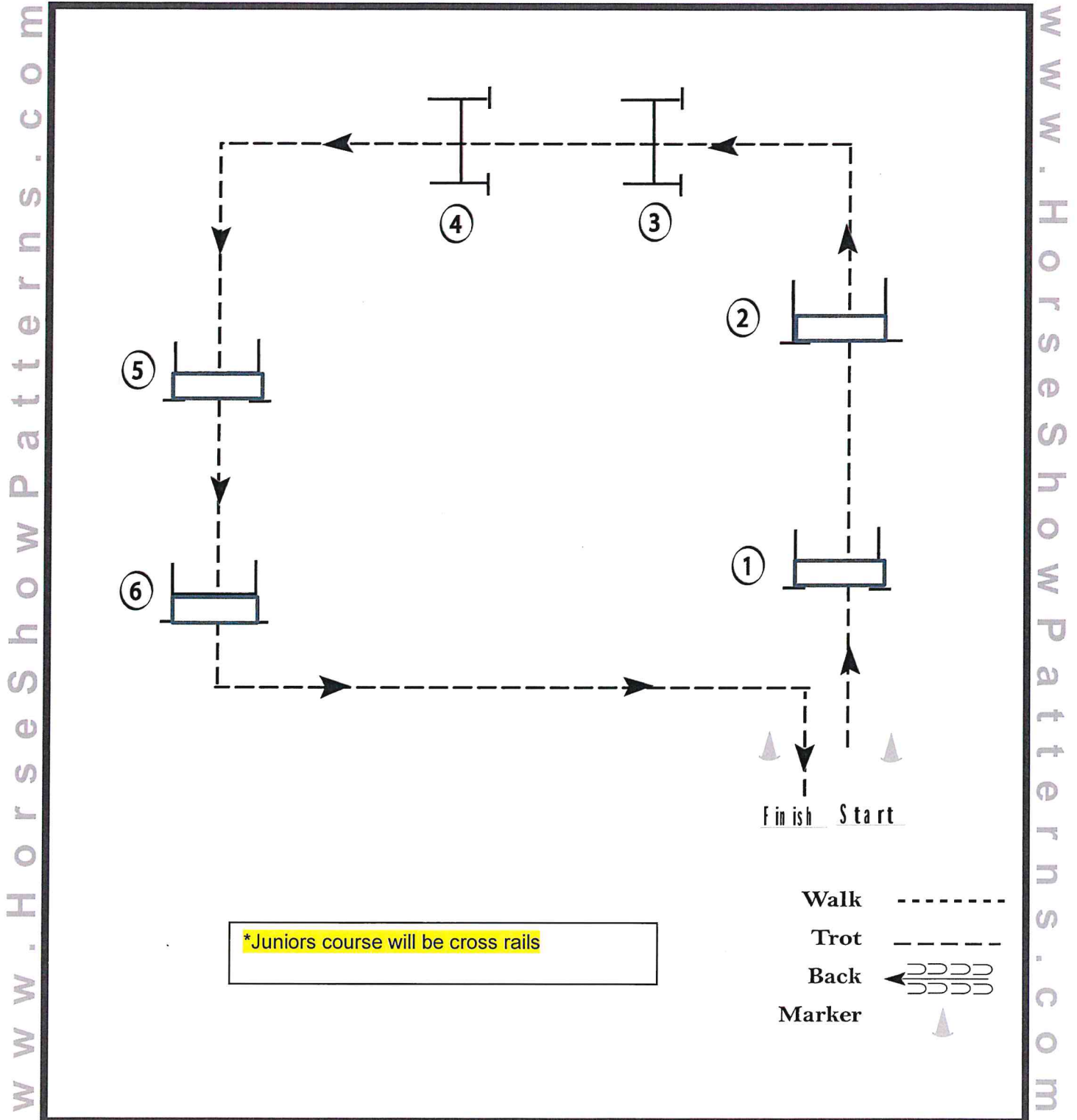
[MHP/H-6]

Pattern Provided by:
Show Management

2025 CSF 4-H Miniature Horse Show

Jumpers (All Age Divisions)

Show Date: 08-24-2025



[MHP/H-1]

Pattern Provided by:
Show Management