

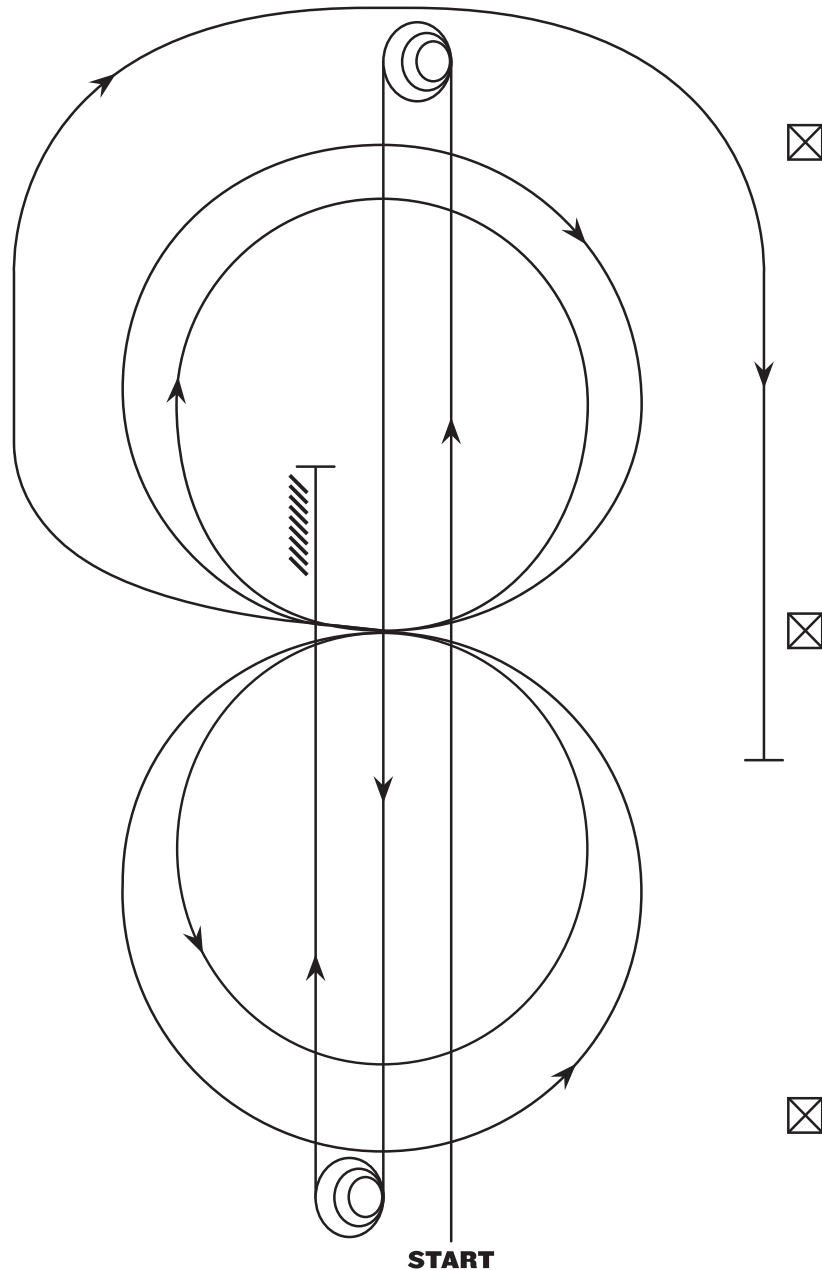


AUG. 22 - SEPT. 1, 2025



2025 VRH PATTERN BOOK

VRH AND RHC RANCH REINING PATTERN 4



Mandatory Marker along Fence or Wall: The judge shall indicate with markers on arena fence or wall the center of pattern. Judge shall also end place markers on fence or wall at least 50' from each end of the arena.

Ride pattern as follows:

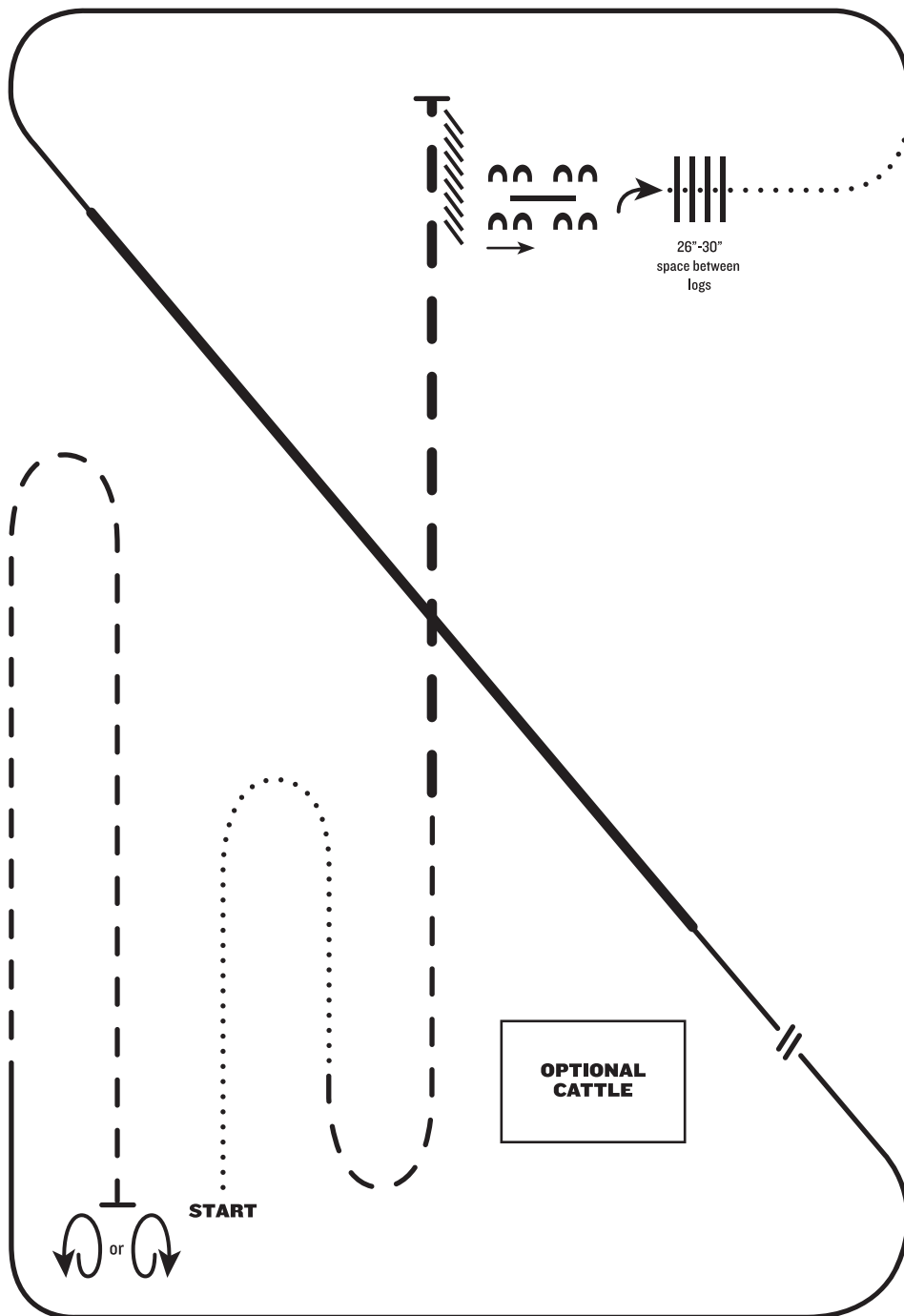
1. Run up center of arena past the end marker and do a sliding stop.
2. Complete 3 1/2 spins to the left.
3. Run down to opposite end of arena, past the end marker and do a sliding stop.
4. Complete 3 1/2 spins to the right.
5. Run past the center marker and do a sliding stop. Back at least 10 feet. Complete 1/4 turn to the left; hesitate.
6. Beginning on right lead, complete two circles to the right - the first one small and slow, the second one large and fast. Change leads at center of arena.
7. Complete two circles to the left - the first one small and slow, the second one large and fast. Change leads at center of arena.
8. Begin a large circle to the right but do not close this circle. Run down the right side of the arena, past the center marker and do a sliding stop at least 20 feet from the fence. Hesitate to show completion of pattern.

VRH ALL CLASSES

RANCH RIDING - PATTERN 7

LEGEND

.....	Walk
...	Extended Walk
- - -	Trot
- - -	Extended Trot
— — —	Lope
— — —	Extended Lope
////	Back
\\	Lead Change



1. Walk
2. Trot
3. Extended trot
4. Stop and back
5. Side pass right over log
6. 1/4 turn right, walk over logs
7. Walk
8. Lope left lead
9. Extended lope left lead
10. Collect lope, change leads (simple or flying)
11. Lope right lead
12. Trot
13. Stop, one 360° turn either direction

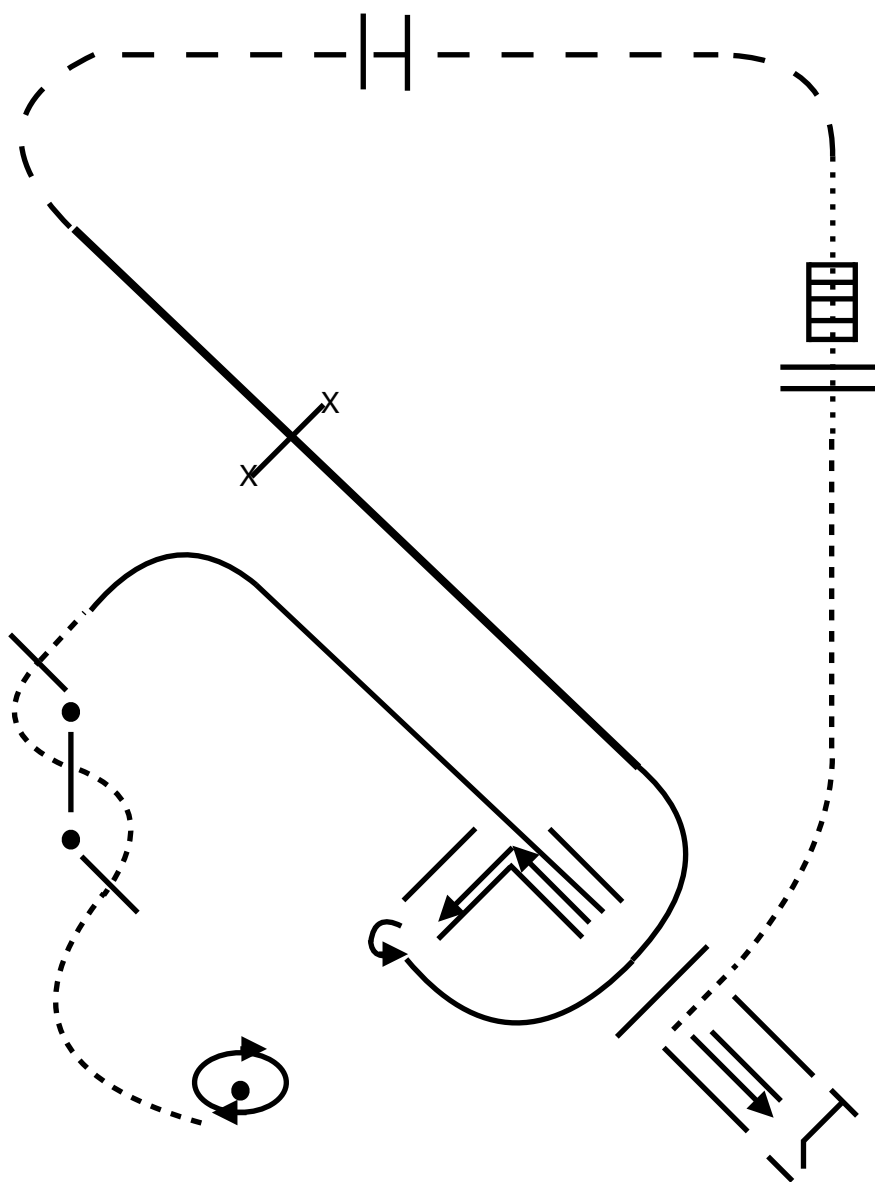
Note: The drawn description of this pattern is only intended for the general depiction of the pattern. Exhibitors should utilize the arena space to best exhibit their horses.

VRH RANCH TRAIL & AQHA SPECIAL EVENT RANCH TRAIL

AQHA SP.EVENT - OPEN & AMT CLASSES

Colorado State Fair 2025
VRH Open, Cowboy and AM
Pattern by: Julie Hayes

1. Drag Log
2. Trot Serpentine
3. Right Lead Lope into chute
4. Back Chute, turn 270 Left
5. Left Lead Lope, Extended Left Lead over jump
6. Extended Trot logs
7. Walk Bridge and logs
8. Trot into chute, Side Pass Left over pole
9. Work Gate Left Handed



VRH RANCH TRAIL & AQHA SP.EVENT RANCH TRAIL

AQHA SP.EVENT - YOUTH

Colorado State Fair 2025
VRH Rookie, Youth
Pattern by: Julie Hayes

1. Carry Slicker
2. Trot Serpentine
3. Right Lead Lope into chute
4. Back Chute, turn 270 Left
5. Left Lead Lope, Extended Left Lead over jump
6. Extended Trot logs
7. Walk Bridge and logs
8. Trot into chute, Side Pass Left over pole
9. Work Gate Left Handed

